

LEGENDA  
● granica pasa drogowego

KM 5+225.00

KM 5+154.22

KM 5+075.00

KM 5+000.00

KM 4+925.00










KM 4+775.00

KM 4+700.00

KM 4+625.00

KM 4+550.00

KM 4+475.00



KM 5+250.00

KM 5+175.00

KM 5+100.00

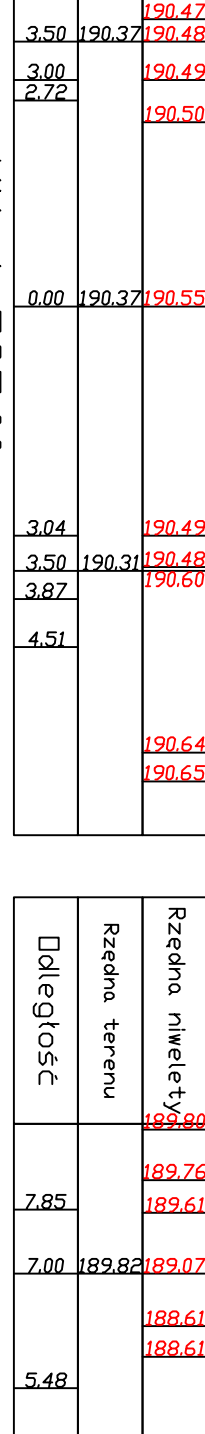



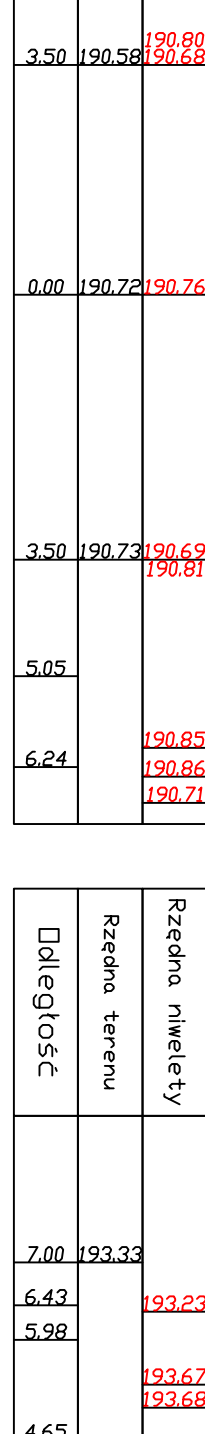


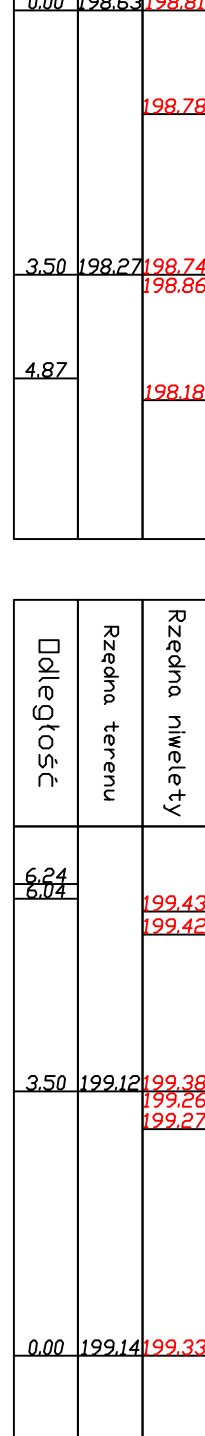
KM 5+025.00

KM 4+875.00

KM 4+725.00

KM 4+650.00

KM 4+500.00



KM 5+275.00

KM 5+200.00

KM 5+125.00

KM 5+050.00

KM 4+900.00

KM 4+750.00

KM 4+675.00

KM 4+600.00

KM 4+525.00

Przebieg drogi powiatowej nr 1322K Dąbrowa Tarnowska  
BUDOWA DROGI POWIATOWEJ nr 1322K Dąbrowa Tarnowska  
na odcinku Dąbrowa Tarnowska - Radziszów  
na odcinku powiatu w km 0+230.00 - 14+368.00  
Nazwa projektu: Przebieg drogi powiatowej nr 1322K Dąbrowa Tarnowska  
na odcinku powiatu w km 0+230.00 - 14+368.00  
Projektant: mgr inż. A. Kłosa  
Sprawdził: mgr inż. B. Baran  
Data wykonania: lipiec 2009r.

